Easy and fast access to results

Color touch screen
- User-friendly interface
- Virtual keyboard
- 500 patients results stored
- 180 QC results per levels stored



Selection 2 print settings



Comprehensive and user friendly data management

Enhanced functions

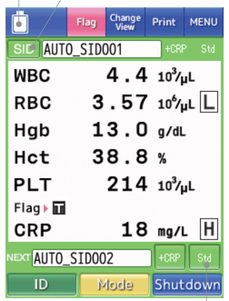

1 Added function to set three modes (OID, SID, PID) with one touch.

2 Added function to set blood type with one touch.

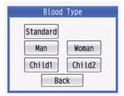

3 One-touch confirmation of remaining counts for each reagent.



Timer and calendar function

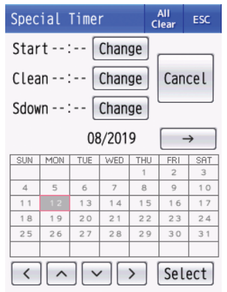

Prevents forgetting to change and reduces the time and effort required to change settings before and after the holiday.

Microsemi CRP
Hematology Analyzer



Microsemi CRP LC-767G

PHYSICAL SPECIFICATIONS

Dimensions & weight of the analyser (approximate)

Height	Width	Depth	Weight
430 mm 16.9 in	220 mm 8.7 in	440 mm 17.3 in	16 kg 35 lbs

Printer
Built-in thermal printer

Throughput
CBC + CRP: 15 tests / hour
CBC: 55 tests / hour

Sound level
< 65 dBa

Operating temperature
18°C to 30°C (65°F to 86°F)

Relative humidity
25% to 85% (no condensation)

Specimen volume
CBC 10 µL
CBC + CRP 18 µL

Power requirements
Power supply: 100 V to 240 V
50 Hz to 60 Hz
Power consumption: 85 VA

Reagents
Diluent: ABX Minidil LMG (10L, 20L)
Lyse: ABX Lysebio (0.4L, 1L)
Cleaner: ABX Miniclean (1L)
CRP: CRP Unit 50 (50 tests per cartridge, 2 cartridges per box)

Control blood for both CBC and CRP
ABX Minotrol CRP (3 levels)

Sampling mode
Open tube
Two tube adapters (for standard and micro tubes)

Sensor
Reagent level, waste level, temperature.

METHODS

Counted / Measured parameters

Abbreviation	Parameters
WBC	White Blood Cells
RBC	Red Blood Cells
HGB	Haemoglobin
HCT	Haematocrit
PLT	Platelets
LYM#	Lymphocytes absolute value
MON#	Monocytes absolute value
GRA#	Granulocytes absolute value
CRP	C-reactive protein

Calculated parameters

Abbreviation	Parameters
MCV	Mean Corpuscular Volume
MCH	Mean Corpuscular Haemoglobin
MCHC	Mean Corpuscular Haemoglobin Concentration
RDW	Red blood cells Distribution Width
PDW	Platelets Distribution Width
PCT	Plateletcrit
MPV	Mean Platelet Volume
LYM%	Lymphocytes percentage
MON%	Monocytes percentage
GRA%	Granulocytes percentage

SOFTWARE SPECIFICATIONS

Data Processing
LCD colour touch screen, power indicator.
Memory:
- 500 patient results with histogram
- 180 QC results (CBC + CRP) per levels with histogram
- 25 calibration results

Flags:
- Flag description is obtained when pressing the flag key
- Morphology flags are adjustable to accommodate specific populations and/or geographical locations.

USB memory:
- Patient and QC results archive
- XB and calibration archive
- Upload of QC target values on to the analyser

Transmission of patient & QC results to LAN (local area network)
Communication protocols: ABX and ASTM
External output: RS-232C and Ethernet
Standard barcode reader

Quality control management
- 180 results per level stored (3 levels are available)
- XB graphs: 20 samples are counted as 1 batch with summary calculations for MCV, MCH and MCHC. 60 batches stored.
- Levey-Jennings graphs: visualization of QC results in the order of measurement with repeatability alert.

Logs
Reagents, calibration, maintenance, errors, blank cycle.

PARAMETERS & PERFORMANCE

19 Parameters

CRP		
WBC	LYM# & LYM%	MCHC
RBC	MON# & MON%	RDW
HGB	GRA# & GRA%	MPV
HCT	MCV	PCT*
PLT	MCH	PDW*

Linearity	Linearity Limits	Visible range	Unit
WBC	0.0 - 80.0	0.0 - 99.9	$10^3/\mu L$
RBC	0.00 - 7.50	0.00 - 10.00	$10^6/\mu L$
HGB	0.0 - 23.0	0.0 - 25.0	g/dL
HCT	0.0 - 65.0	0.0 - 75.0	%
PLT	0 - 999	0 - 2000	$10^3/\mu L$
CRP (whole blood)	0.0 - 200.0	0.0 - 230.0	mg/L
CRP (serum, plasma)	0.0 - 150.0	0.0 - 170.0	mg/L

Precision	CV%	At
WBC	within 2.5	(7.5 x $10^3/\mu L$)
RBC	within 1.5	(4.50 x $10^6/\mu L$)
HGB	within 1.5	(13.5 g/dL)
HCT	within 2.0	(35.0 %)
PLT	within 5.0	(250 x $10^3/\mu L$)
CRP	within 10.0	(10.0 mg/L)
CRP	within 8.0	(120.0 mg/L)

CERTIFICATION

CE IVD Directive
WEEE Directive
EN 61326-2-6:2013
EN 61010-1:2010 / A1:2019
EN 61010-2-101:2017

This product is not in any way affiliated with MICROSEMI Corporation.

CE IVD

Certified
ISO 9001 : 2015
ISO 14001 : 2015
ISO 13485 : 2016
MDSAP - Medical Device Single Audit Program
ISO 45001 : 2018
Operating IMS

HORIBA Medical

FRANCE +33 (0)4 67 14 15 15 - ITALY +39 / 06 51 59 22 1 - SPAIN +34 / 91- 353 30 10 - PORTUGAL +351 / 2 14 72 17 70 - UK +44 (0) 1604 542650
POLAND +48 / 22 6732022 - USA +1 / 949 453 0500 - BRAZIL +55 / 11 2923-5439 - THAILAND +66 / 2 861 59 95 - CHINA +86 / 21 3222 1818
INDIA +91 / 11 4646 5000 - GERMANY AXON LAB AG +49 / 7153 92260 - DISTRIBUTORS NETWORK +33 (0)4 67 14 15 16
HORIBA Medical online : http://www.horiba.com/medical

PEFC IMPRIM'VERT®

Subject to modifications / Ref. SAP: 1300089866 BROCHURE MICROS EMI LC-767G – EN / © 2020 HORIBA Medical - HORIBA ABX SAS - France - RCS Montpellier 328 031 042 - © R.Spranig - Shutterstock - iStock photo - Microsemi is not affiliated with Microsemi Corporation (08/2016)

HORIBA Medical



Microsemi CRP

Microsemi CRP LC-767G

Explore the future Automotive | Process & Environmental | Medical | Semiconductor | Scientific HORIBA

Microsemi CRP

Smart solution for the most precious outcome, the smile of your patient.



Simultaneous blood analysis + CRP measurement, along with data management

- CBC + CRP results in 4 minutes (15 tests / hour)
- CBC results in 1 minute (55 tests / hour)
- Whole blood Micro-sampling
  CBC: 10 µL / CBC + CRP: 18 µL
- Cyanide-free reagent

A smile coming from Japan



The phonetic “emi” means “smile” in Japanese. “emi” refers to easy operation, maintenance free and information intelligence.

The Microsemi CRP LC-767G is the latest generation of the Micros CRP series that can, from a single and small volume of blood sample (18 µL), simultaneously provide a rapid complete blood cell count with a 3-part differential analysis and CRP result, in only 4 minutes. The quality of the results given by the Microsemi CRP is comparable to laboratory analyzers, and the combination of hematology parameters with CRP reduces uncertainty in urgent diagnoses.

Since the Microsemi CRP can process blood samples immediately after collection and produces rapid results, it is ideal for patient triage and supporting treatment decisions in near-patient testing (virus vs. bacteria, antibiotic prescription and hospital admission). This emergency response is fundamental, especially in children in whom conditions such as sepsis, inflammation and infection can advance quickly and require urgent countermeasures.

More than **24,000 Micros CRP series** have been produced since its launch in year 1998. Designed for emergency rooms and doctor’s offices, these systems are appreciated worldwide for their accuracy, convenience and above all, for the efficient and fast solution they provide.

- Compact and lightweight
- Ideal for emergency, pediatrics and near patient testing
- Easy to use and to handle
- “Zero maintenance” concept



Elegant and convenient

- Incredibly compact for a dual purpose system
- Attractively designed
- Extremely quiet

Dimensions: **-23.4%**



Microsemi CRP
393 mm



LC-767G
301 mm

- Space saving: can be placed anywhere
- Easy to see the remaining



Ideal for small samples

- Capillary and venous blood
- No sample pre-treatment
- CBC mode on whole blood
- CBC + CRP mode on whole blood and serum



Ready and easy to use CRP reagent

- All-in-one: 3 reagents in the same cartridge
- Two cartridges per box
- Each cartridge offers 50 tests
- No need to take the cartridge out after use

Importance of CBC + CRP test

Testing CBC + CRP helps identify if an infection is viral or bacterial and determine the proper antimicrobial treatment

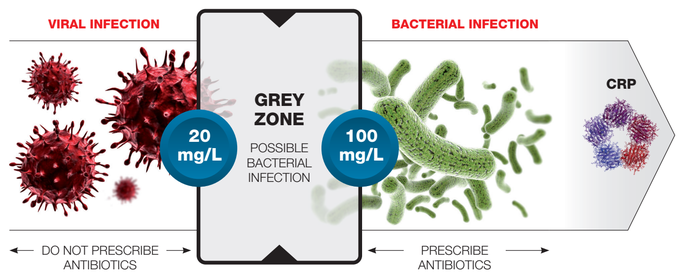

Flexible network capability

Easy integration into laboratory information system
Perfectly adapted to point of care environment

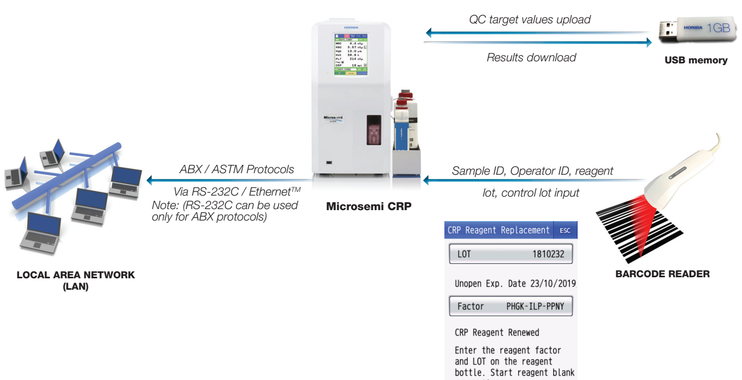

ETHERNET is a trademark of Ethernet, LLC.